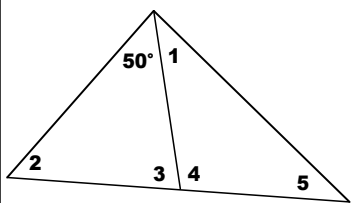


Gm

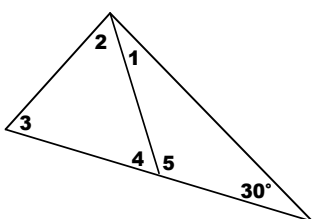
Winkelberechnungen am rechtwinkligen Dreieck

1)



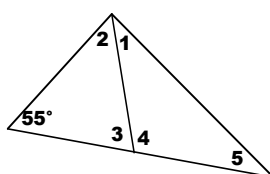
1	2	3	4	5

2)



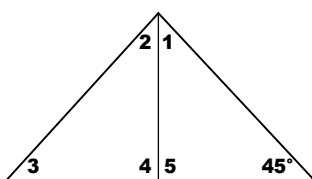
1	2	3	4	5

3)



1	2	3	4	5

4)



1	2	3	4	5

5) $45^\circ 30' 47'' \cdot 13$

6) $25^\circ 12' 30'' : 11 =$

7)
$$\begin{array}{r} 18^\circ 57' 57'' \\ + 23^\circ 14' 14'' \\ \hline \end{array}$$

8)
$$\begin{array}{r} 23^\circ 14' 14'' \\ - 14^\circ 57' 57'' \\ \hline \end{array}$$